



Operational Reporting

Accounts Payable Summary Report

About the report – This report provides a current or historical Accounts Payable summary aging report. The data is being pulled from the Vendor and Detailed Vendor Ledger. Entry tables. To get a current aging, simply enter Today's date. The default period length for this aging report is 30 days. If you change this, you may need to change the formulas calculating the date ranges. The data reported here is similar and can be validated using the Aged Accounts Payable report in NAV.



Dates used in filtering must be formatted to the same format used in NAV.




Modifying this report – This report can be modified by entering design mode from the Jet tab.

Note to Designers – The term “LCY” in fields such as “Amount (LCY)” refers to the local currency. The field name within the NAV database might show differently depending upon the local currency used. For example, on data bases which use the US dollar as the local currency this will show as “Amount (\$)”.

Accounts Payable Summary report

As of Date 12/12/2019

Vendor Posting Group  

- EU 
- NA 
- OTHER 

Vendor	Number	Balance Due	Current	0-30	31-60	61-90	91+
Greigner, Inc.	V100001	(20,440,758)	(4,720,607,09)	(429,821,63)	(350,252,49)	-	(14,940,076,45)
TrendTech	V100007	(12,690,994)	(3,225,059,97)	(310,073,96)	(191,410,17)	-	(8,964,447,33)
Technische Betriebe Rotkreuz	V100040	(9,644,244)	(2,365,072,03)	(154,692,06)	(148,436,40)	-	(6,976,043,88)
LogoMasters	V100003	(8,227,216)	(1,994,819,40)	(143,220,63)	(168,820,19)	-	(5,820,355,92)
Lion Marketing	V100006	(3,812,580)	(966,040,66)	(81,073,17)	(86,599,99)	(76,224,78)	(2,603,041,69)
Malay-Dan Export Unit Sdn Bhd	V100009	(3,721,637)	(973,102,45)	(44,539,42)	(47,411,26)	-	(2,656,583,82)
DHS Global Shipping	V100071	(2,461,423)	(622,022,64)	(41,676,80)	(52,338,19)	(51,225,53)	(1,694,160,21)
PURE-LOOK	V100023	(1,467,764)	(340,371,41)	(51,112,50)	(42,431,34)	-	(1,033,849,09)
WoodMart Supply Co.	V100047	(1,434,109)	(239,855,75)	(52,411,29)	(47,462,42)	-	(1,094,379,29)
NewCaSup	V100005	(1,039,589)	(229,530,23)	(13,312,62)	(20,297,91)	(20,490,43)	(755,957,91)
AMEX	V100069	(867,213)	(195,457,25)	(15,689,03)	(16,558,93)	(16,442,93)	(623,064,84)
Corporation for Public Broadcasting	V100070	(421,268)	(78,095,56)	(7,853,06)	(15,091,81)	(19,700,40)	(300,527,03)
Club Euroamis	V100025	(216,608)	(56,955,77)	(624,63)	(4,622,93)	-	(154,404,79)
Slant Communications	V100078	(190,868)	(32,475,32)	(2,517,64)	-	(2,384,64)	(153,490,32)
Global Electric	V100075	(161,654)	(27,698,89)	(4,376,06)	-	(2,003,53)	(127,575,97)
Dewey, Cheatham & Howe, Legal Svcs.	V100074	(159,209)	(27,065,89)	(1,971,53)	(2,027,53)	-	(128,143,97)
Deffingers	V100076	(158,425)	(26,162,89)	(2,255,53)	-	(4,292,06)	(125,714,44)
eSystems	V100072	(157,766)	(27,255,89)	(2,022,53)	(2,112,53)	(1,919,53)	(124,455,44)
Jay's Cleaning Services	V100073	(63,639)	(10,857,73)	-	(815,21)	(1,543,42)	(50,423,04)
Office World	V100077	(6,365)	(1,089,06)	-	(168,24)	(86,62)	(5,021,36)
Marley Printing, Inc	V100002	(4,614)	(837,90)	(88,20)	-	-	(3,687,74)
Grand Total		(67,248,342)	(16,160,433,78)	(1,359,332,29)	(1,196,857,54)	(196,313,87)	(48,335,404,53)